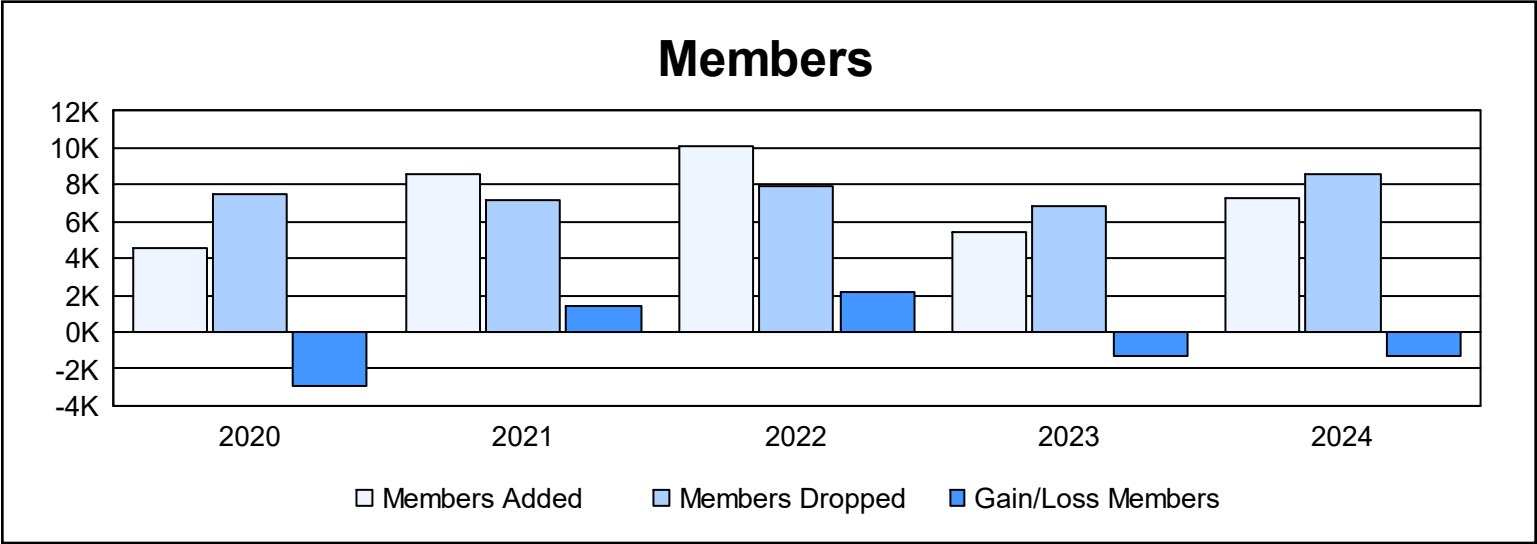
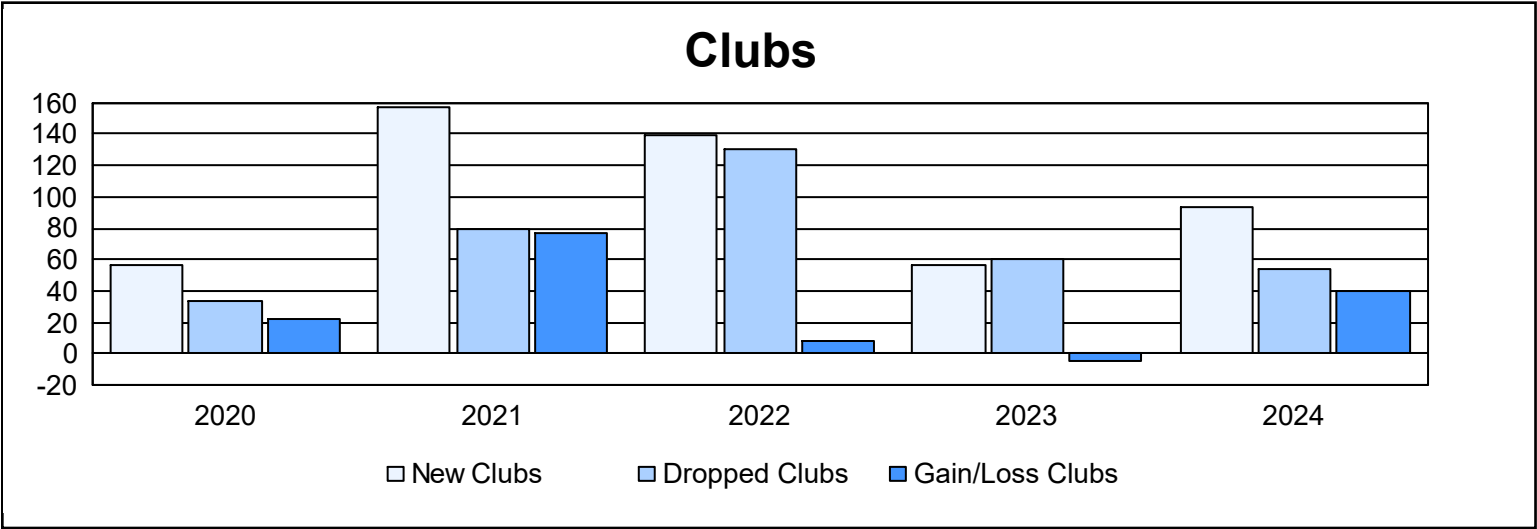
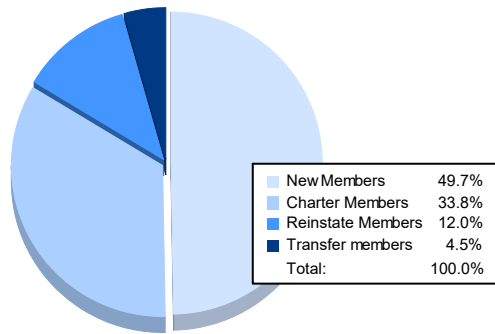


Year	New Clubs	Dropped Clubs	Gain/ Loss Clubs	New Members	Charter Members	Reinstate Members	Transfer Members	Total Member Added	Total Members Dropped	Gain/ Loss Members
2019-2020	56	34	22	2,193	1,552	730	118	4,593	7,488	-2,895
2020-2021	157	80	77	3,450	4,254	780	88	8,572	7,204	1,368
2021-2022	139	131	8	5,415	3,739	740	233	10,127	7,976	2,151
2022-2023	57	61	-4	3,015	1,804	441	214	5,474	6,828	-1,354
2023-2024	94	54	40	3,638	2,478	878	330	7,324	8,595	-1,271
Average	101	72	29	3,542	2,765	714	197	7,218	7,618	-400



### Membership Composition June 2024 Cumulative



### Gender Composition June 2024 Cumulative

